









Previsió a curt termini

Mitjanes de l'estació

	 °C	 %	 hPa	 km/h	 mm/h	 °C
2 Jul	31.5 / 17.3	65.4	1016.4	4.8	0.0	32.4 / 18.5
3 Jul	30.6 / 18.3	66.3	1017.0	4.9	0.1	31.2 / 19.7
4 Jul	30.3 / 17.2	67.4	1016.8	4.0	0.4	31.4 / 18.6
5 Jul	30.6 / 17.1	70.3	1016.6	4.0	0.3	32.3 / 18.8
6 Jul	30.3 / 18.6	74.0	1014.1	5.1	2.9	31.9 / 20.6
7 Jul	28.7 / 16.6	70.2	1015.2	5.7	0.8	29.5 / 17.5
8 Jul	30.7 / 17.0	63.3	1017.4	6.1	0.0	31.7 / 17.3
9 Jul	31.6 / 17.6	67.7	1018.2	3.9	0.0	33.1 / 19.5
10 Jul	32.1 / 18.7	63.3	1016.9	4.9	0.0	33.5 / 20.5

Límits de l'estació

	 °C	 %	 hPa	 km/h	 km/h	 mm/h	 °C
2 Jul	37.7 2025	96.0 2021	1021.1 2026	22.9 2021	40.7 2021	0.0 > 3 casos	38.9 2025
	15.0 2022	23.2 2025	1011.9 2020	-	-	-	14.5 2024
3 Jul	34.4 2022	96.0 2021	1022.6 2026	20.7 2023	37.0 2024	0.2 2023, 2025	37.7 2025
	15.8 2024	30.8 2026	1010.5 2024	-	-	-	14.4 2024
4 Jul	34.7 2025	95.0 2023	1022.5 2020	23.7 2021	40.7 2021	1.2 2025	37.3 2025
	13.8 2020	25.6 2020	1011.9 2021	-	-	-	13.0 2020
5 Jul	33.7 2025	97.0 2023	1022.2 2020	18.9 2021	37.0 2021	1.6 2022	36.4 2025
	14.1 2020	36.0 2020	1009.6 2021	-	-	-	14.7 2020
6 Jul	33.9 2020	94.0 2023	1023.3 2022	34.4 2021	59.5 2022	8.2 2022	35.6 2025
	17.3 2020	33.6 2021	1007.4 2024	-	-	-	14.7 2022
7 Jul	31.8 2025	98.0 2023	1022.6 2022	20.6 2025	43.6 2025	4.4 2021	32.9 2023
	15.4 2021	29.0 2025	1009.2 2025	-	-	-	13.6 2020
8 Jul	35.6 2023	94.0 2024	1023.9 2021	23.7 2021	42.6 2021	0.0 > 3 casos	38.2 2023
	15.7 2020	28.8 2021	1012.5 2024	-	-	-	13.0 2021
9 Jul	35.9 2023	95.8 2024	1024.1 2021	18.1 2021	33.8 2021, 2023	0.0 > 3 casos	38.3 2023
	15.7 2021	30.2 2022	1012.7 2024	-	-	-	16.8 2022
10 Jul	34.8 2023	94.0 2021	1020.4 2023	22.6 2020	38.9 2020, 2022	0.0 > 3 casos	38.4 2023
	16.2 2021	0.0 2024	1013.4 2024	-	-	-	-4.0 2024

Almanac

